



# 2024 annual report to the Community

## Renmark Primary School

Renmark Primary School number: 376

Partnership: Renmark Loxton



School principal:

Sally-Ann Schwartzkopff

A handwritten signature in black ink, appearing to read "Sally-Ann Schwartzkopff".

Date of endorsement:

17/02/2025



Government of South Australia  
Department for Education

# Context Statement

Renmark Primary School caters for students from R-6. At the time of this report, the enrolment in 2024 is 207. Renmark Primary School is classified as Category 2 on the Department for Education Index of Educational Disadvantage. At the time of this report, the school population includes 21% Aboriginal students, 14% students with disabilities, 6% students with English as an additional language or dialect (EALD) funded background, 1% children/young people in care. Further information about the school is available on the school's website (including its context statement), as well as the My School website.

Data Source: Department for Education data holdings from Mid census captured in AUGUST 2024.

## Governing Council Report

As we reflect on 2024, it is inspiring to see the many ways our school has grown and flourished over the past year. As Chairperson of the Governing Council, it is my pleasure to share some of the key highlights and achievements from 2024.

Our school continued its participation in the Positive Behaviour for Learning (PBL) framework, which has played a pivotal role in fostering a positive and inclusive school culture. Centred around our school values of Kindness, Respect, Responsibility, and Learning, the Tier 1 practices were fully embedded this year. Leadership reported significant decreases in student behaviour incidents and a noticeable increase in student engagement. The PBL Tokens have remained a favourite among students, with term rewards like 'Disco Day,' 'Pizza and Hot Chip Day,' 'Sausage and Hamburger Lunch,' and 'Water Day' being met with enthusiasm and excitement. These initiatives continue to reinforce our values and create a sense of pride and belonging for all students.

Renmark Primary School has always been at the heart of our community, and 2024 was no exception. The parent led Community Connect Committee was instrumental in organising festive craft sessions, special lunches each term, and catering for Sports Day with a fantastic spread of croissants, sausages, cakes, and drinks. The Let's Celebrate concert at the end of Term 4 brought families together to celebrate the students' talents, and the school's participation in the Renmark Christmas Pageant was once again a highlight. Winning the 'People's Choice' award for the second consecutive year was a testament to our community spirit.

Our students have been provided with enriching opportunities to grow and shine. From a heavily subsidised camp for Year 6 students at AFL Max to participating in the Riverland Primary Schools' Music Festival and the SALA Festival, 2024 showcased the diverse talents and creativity of our students. Community Week was another highlight, with students engaging in meaningful acts of service throughout the Renmark community, strengthening their connections and fostering a sense of civic responsibility.

This year saw significant investment in our school facilities and technology. The Connection Garden continues to evolve, with the addition of a new shelter, tables, and outdoor musical instruments, making it a cherished space for students. The installation of 12 new Promethean smart screens and the relocation of existing screens have further enhanced the learning environment. Additionally, new laptops and iPads were purchased for student use, and the Governing Council approved a \$160,000 ICT upgrade. This commitment to technology ensures that our students and staff have access to exceptional tools to support teaching and learning.

In 2024, we bid a fond farewell to Jayne Ferber, Emma Cheers, and Rachael Stoeckel. We thank them for their years of dedication and wish them all the best in their future endeavours.

I would like to express my deepest gratitude to the members of the Governing Council for their commitment, time, and energy in supporting our school. Your efforts have been instrumental in ensuring the success of Renmark Primary School, and I am immensely proud of what we have achieved together.

As we look ahead to 2025, I am confident that the incoming Governing Council will continue to build on the strong foundations we have established this year. Thank you for your ongoing support and commitment to our school community. The future of Renmark Primary School is bright, and I am excited to see all that will be achieved in the years to come.

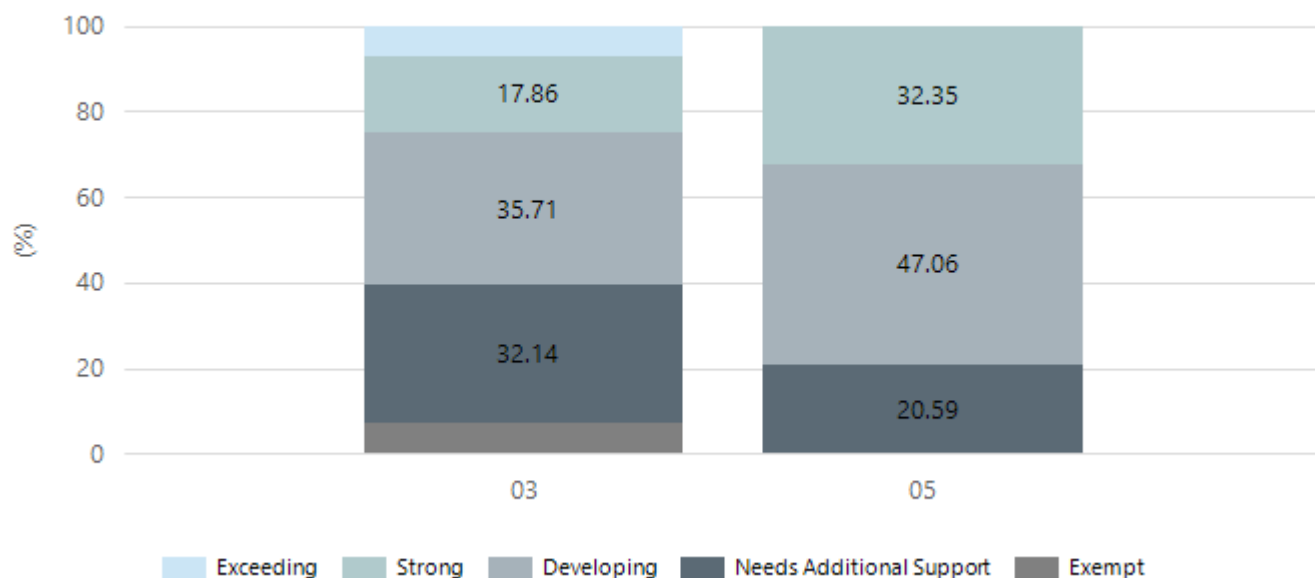
Donna Sims  
Governing Council Chairperson

# Performance Summary

## NAPLAN Proficiency

In 2023 the Australian Curriculum, Assessment and Reporting Authority (ACARA) - a Commonwealth Independent statutory authority - announced changes to NAPLAN performance reporting. The new approach replaces the previous numerical NAPLAN bands and the national minimum standard.

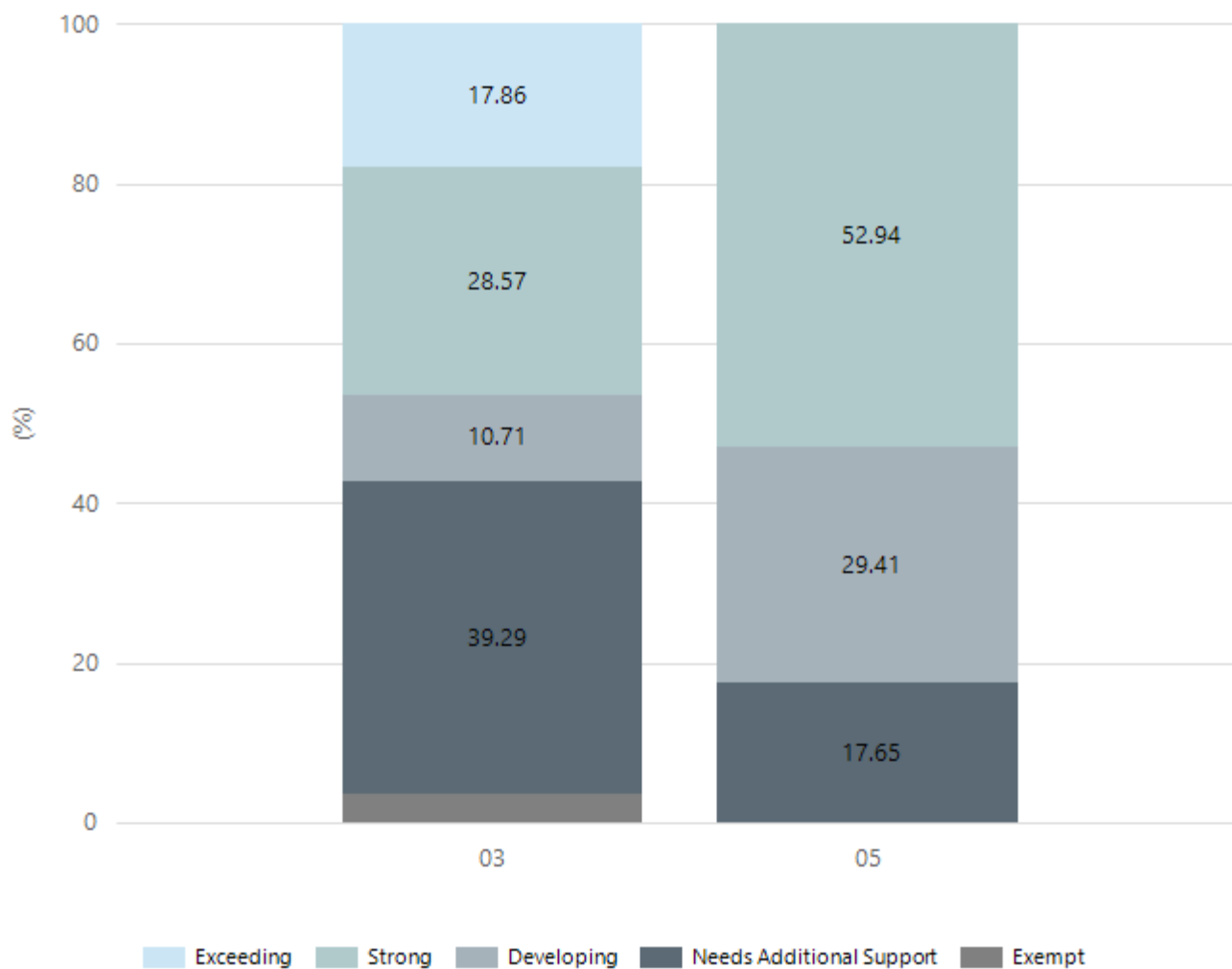
### Numeracy



Year Level	03	05
Exceeding	2	
Strong	5	11
Developing	10	16
Needs Additional Support	9	7
Exempt	2	
Total	28	34

Data Source: Department for Education Assessment Data Holdings, 2024. If there are less than 6 students who sat NAPLAN in a school, no information will be shown. If a year level has less than 6 students, that year level will not be shown in NAPLAN results.

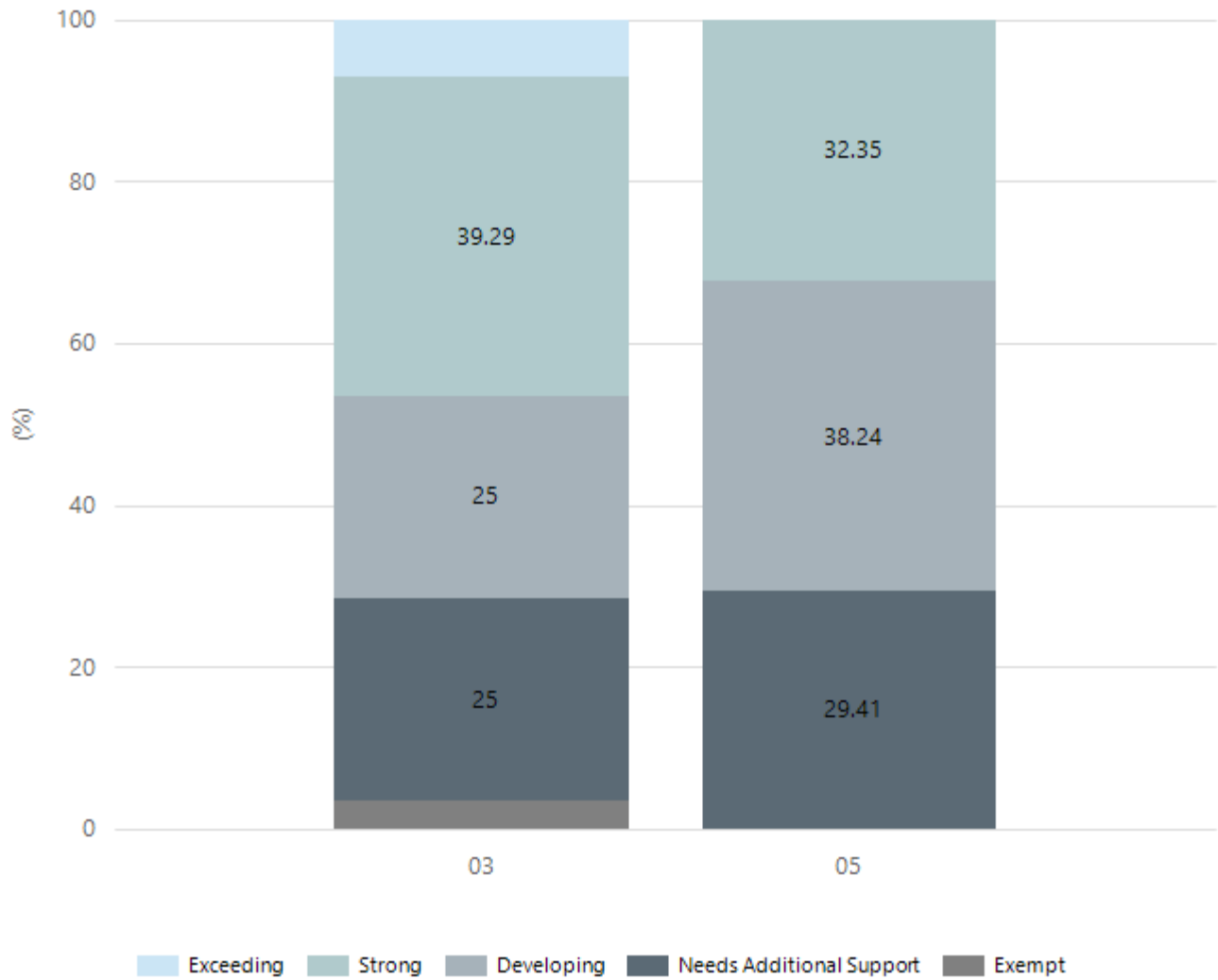
## Reading



Year Level	03	05
Exceeding	5	
Strong	8	18
Developing	3	10
Needs Additional Support	11	6
Exempt	1	
Total	28	34

Data Source: Department for Education Assessment Data Holdings, 2024. If there are less than 6 students who sat NAPLAN in a school, no information will be shown. If a year level has less than 6 students, that year level will not be shown in NAPLAN results.

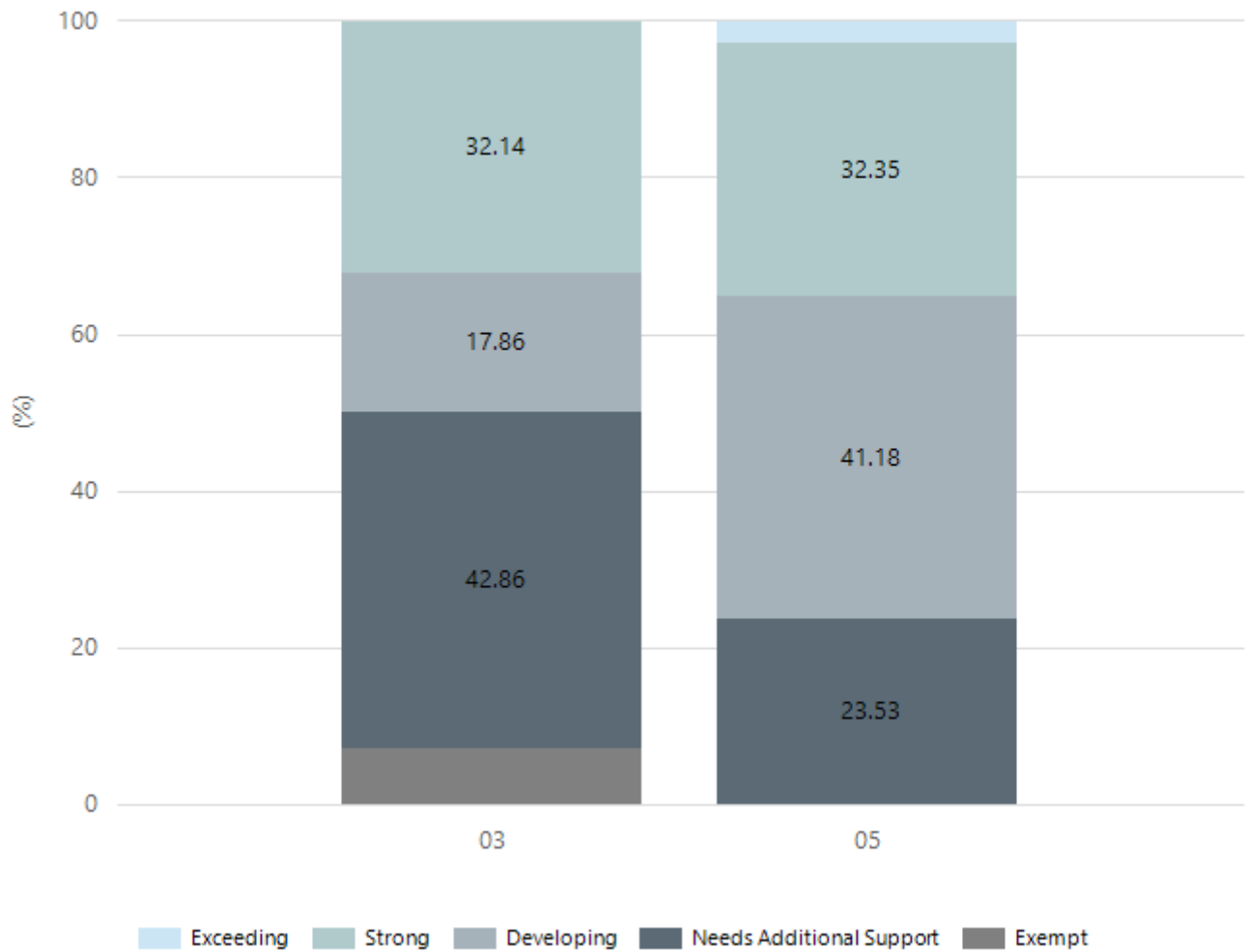
## Writing



Year Level	03	05
Exceeding	2	
Strong	11	11
Developing	7	13
Needs Additional Support	7	10
Exempt	1	
Total	28	34

Data Source: Department for Education Assessment Data Holdings, 2024. If there are less than 6 students who sat NAPLAN in a school, no information will be shown. If a year level has less than 6 students, that year level will not be shown in NAPLAN results.

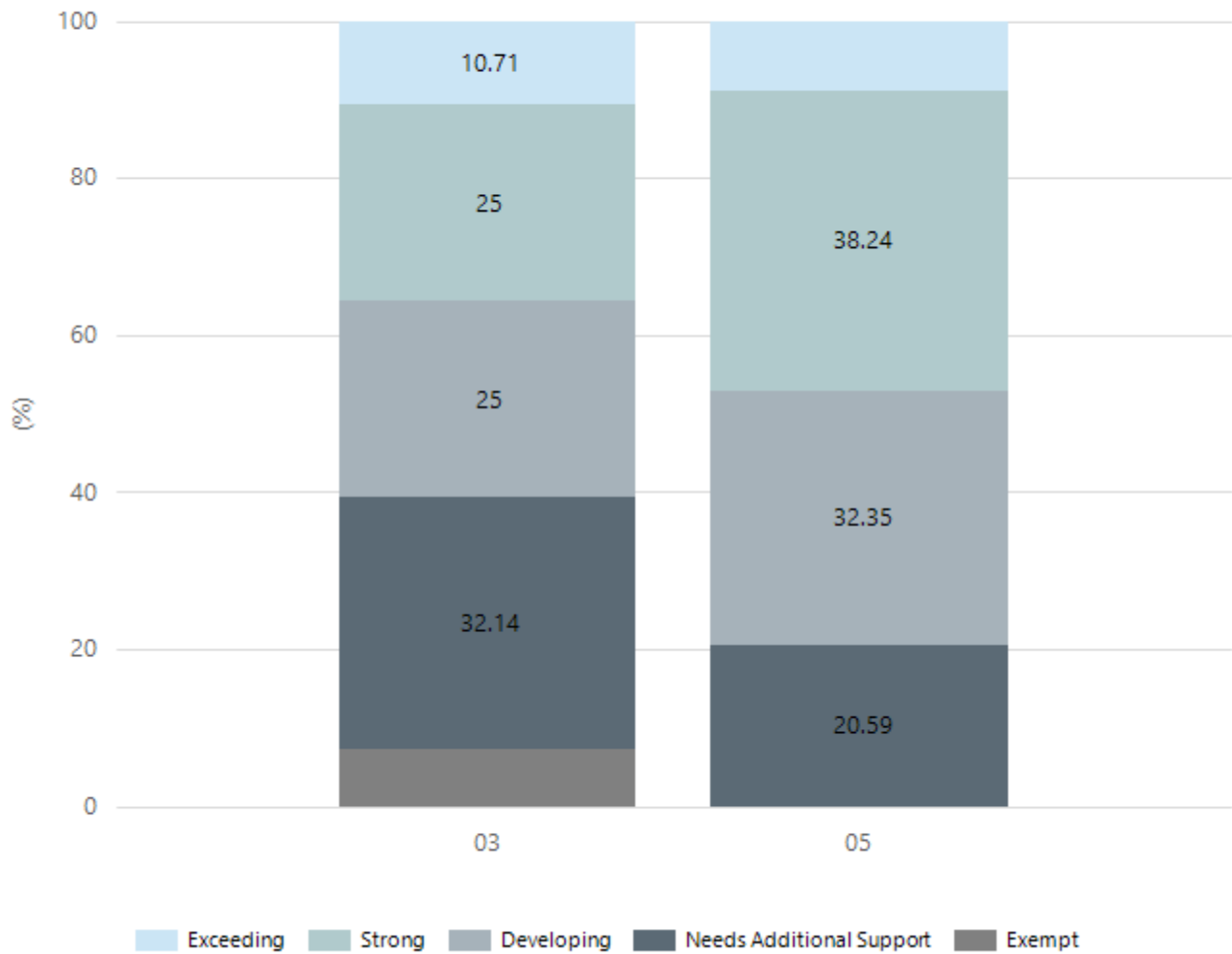
## Grammar



Year Level	03	05
Exceeding		1
Strong	9	11
Developing	5	14
Needs Additional Support	12	8
Exempt	2	
Total	28	34

Data Source: Department for Education Assessment Data Holdings, 2024. If there are less than 6 students who sat NAPLAN in a school, no information will be shown. If a year level has less than 6 students, that year level will not be shown in NAPLAN results.

## Spelling

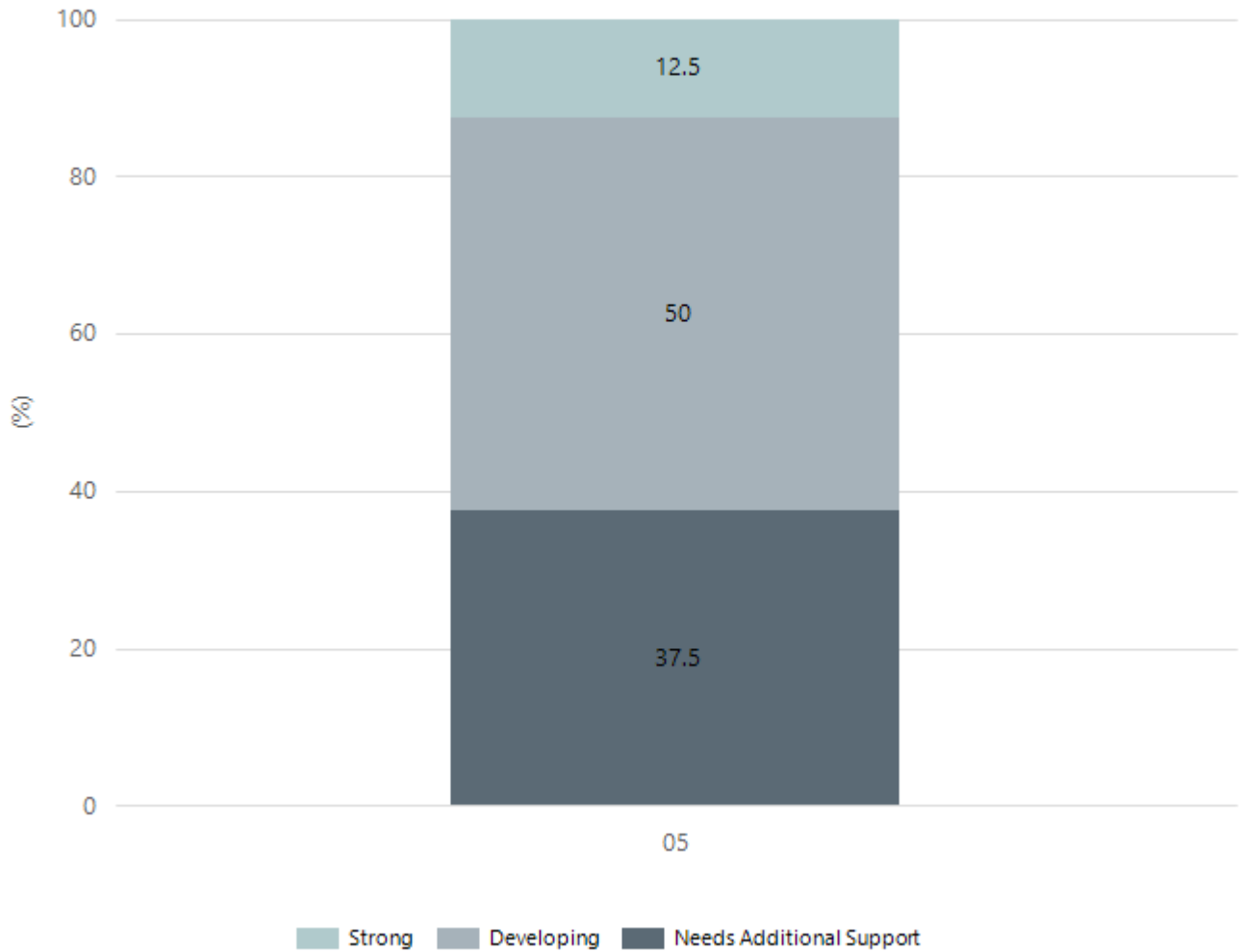


Year Level	03	05
Exceeding	3	3
Strong	7	13
Developing	7	11
Needs Additional Support	9	7
Exempt	2	
Total	28	34

Data Source: Department for Education Assessment Data Holdings, 2024. If there are less than 6 students who sat NAPLAN in a school, no information will be shown. If a year level has less than 6 students, that year level will not be shown in NAPLAN results.

# NAPLAN Proficiency - Aboriginal Learners

## Numeracy

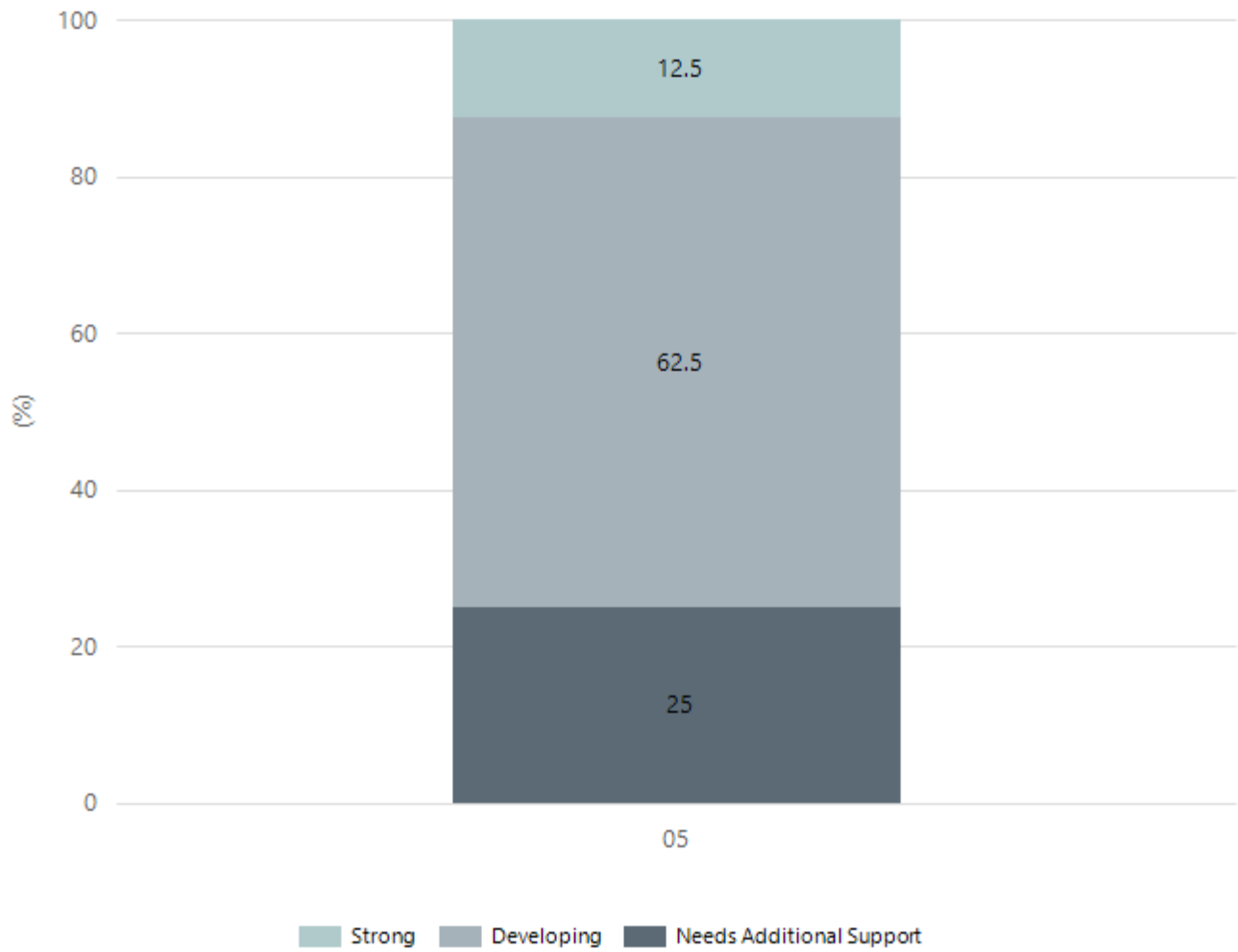


Year Level	05
Strong	1
Developing	4
Needs Additional Support	3
Total	8

Data Source: Department for Education Assessment Data Holdings, 2024. If there are less than 6 students who sat NAPLAN in a school, no information will be shown. If a year level has less than 6 students, that year level will not be shown in NAPLAN results. Only data for Aboriginal learners is displayed.



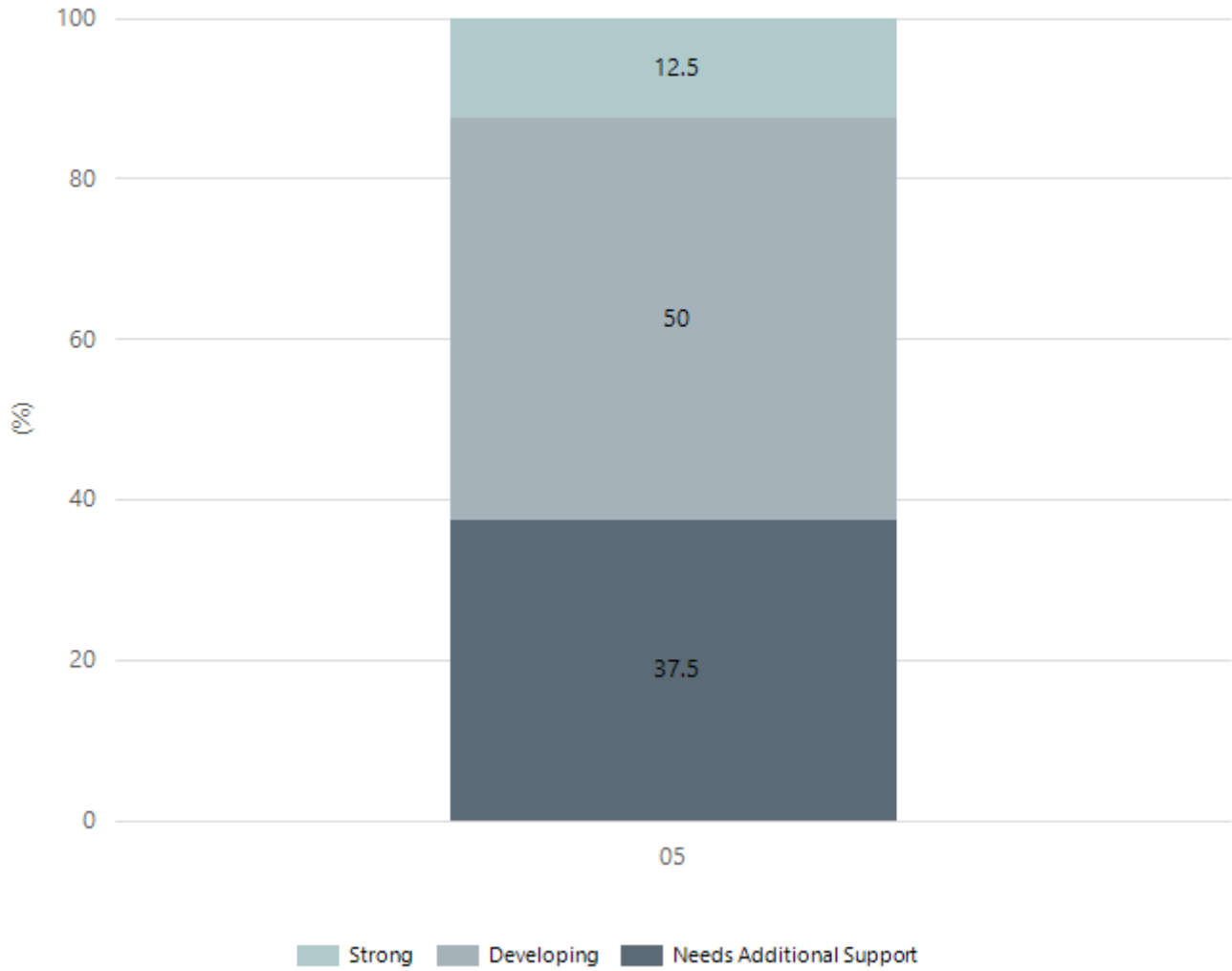
## Reading



Year Level	05
Strong	1
Developing	5
Needs Additional Support	2
Total	8

Data Source: Department for Education Assessment Data Holdings, 2024. If there are less than 6 students who sat NAPLAN in a school, no information will be shown. If a year level has less than 6 students, that year level will not be shown in NAPLAN results. Only data for Aboriginal learners is displayed.

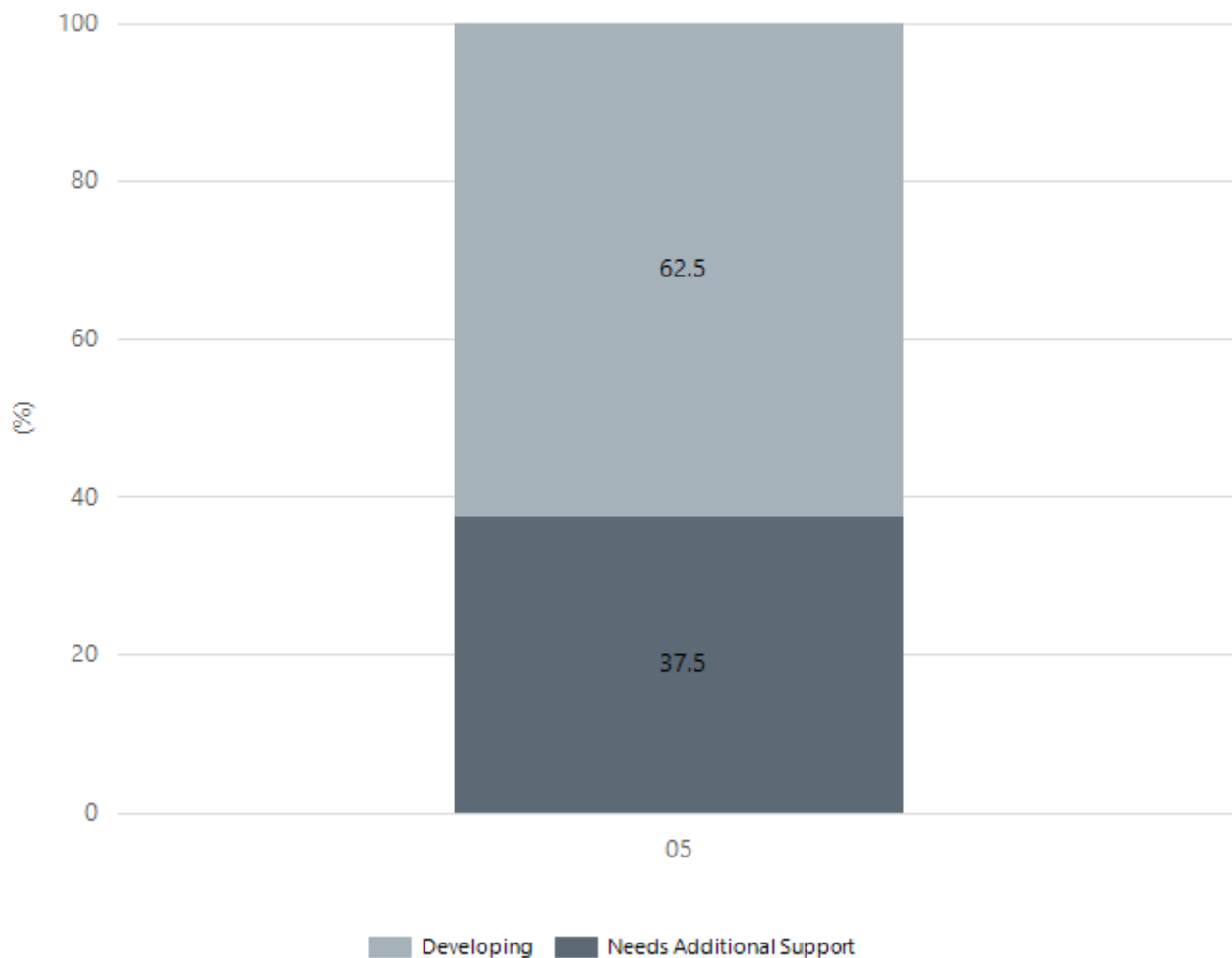
## Writing



Year Level	05
Strong	1
Developing	4
Needs Additional Support	3
Total	8

Data Source: Department for Education Assessment Data Holdings, 2024. If there are less than 6 students who sat NAPLAN in a school, no information will be shown. If a year level has less than 6 students, that year level will not be shown in NAPLAN results. Only data for Aboriginal learners is displayed.

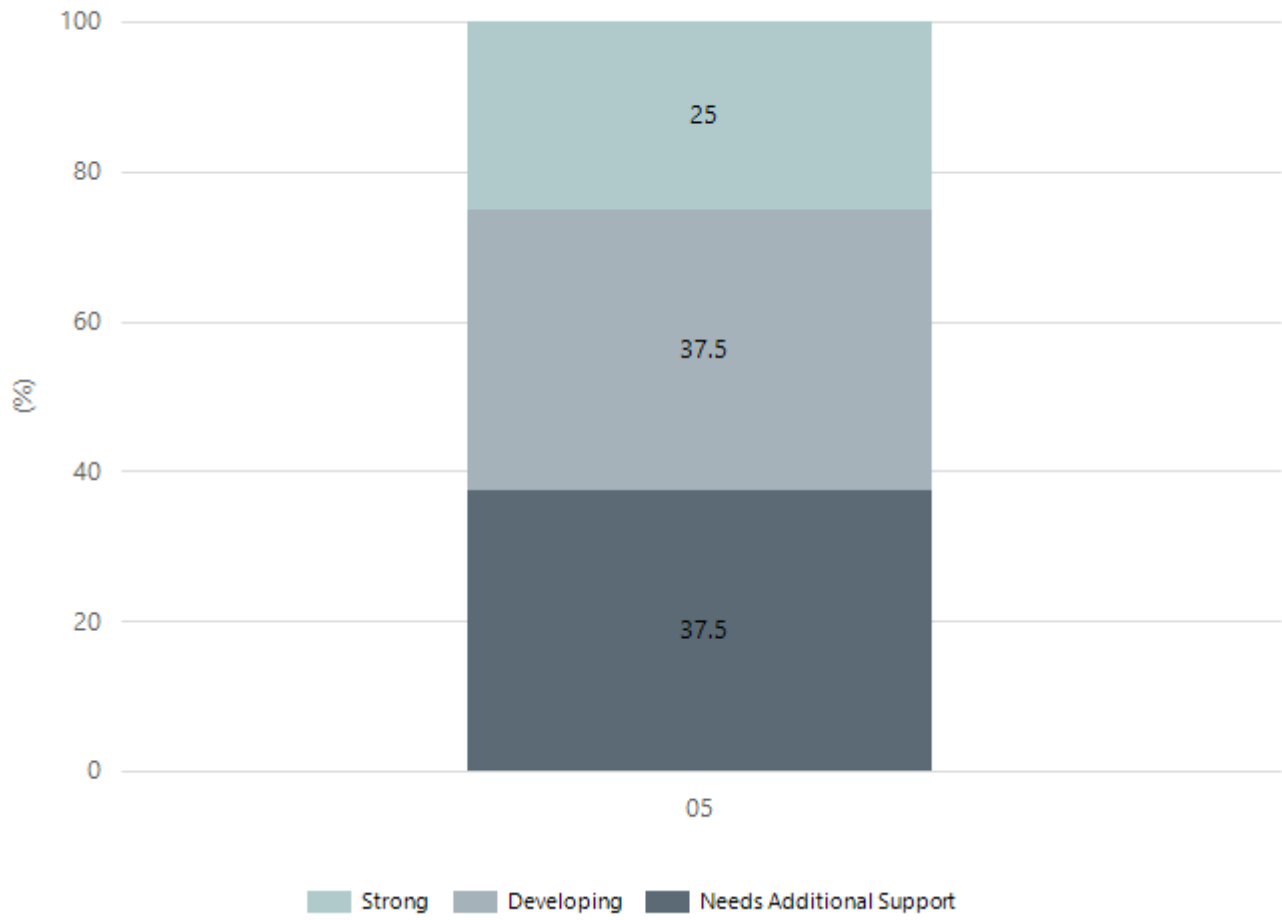
## Grammar



Year Level	05
Developing	5
Needs Additional Support	3
Total	8

Data Source: Department for Education Assessment Data Holdings, 2024. If there are less than 6 students who sat NAPLAN in a school, no information will be shown. If a year level has less than 6 students, that year level will not be shown in NAPLAN results. Only data for Aboriginal learners is displayed.

## Spelling



Year Level	05
Strong	2
Developing	3
Needs Additional Support	3
Total	8

Data Source: Department for Education Assessment Data Holdings, 2024. If there are less than 6 students who sat NAPLAN in a school, no information will be shown. If a year level has less than 6 students, that year level will not be shown in NAPLAN results. Only data for Aboriginal learners is displayed.

# School Attendance

Year Level	2022	2023	2024
Reception	83.1%	82.8%	82.3%
Year 01	82.9%	88.4%	85.9%
Year 02	81.7%	88.6%	86.7%
Year 03	81.7%	82.8%	84.5%
Year 04	80.6%	84.6%	82.1%
Year 05	79.8%	86.3%	85.4%
Year 06	81.1%	84.4%	88.6%
Primary Other		9.5%	
Total	81.4%	85.1%	85.1%

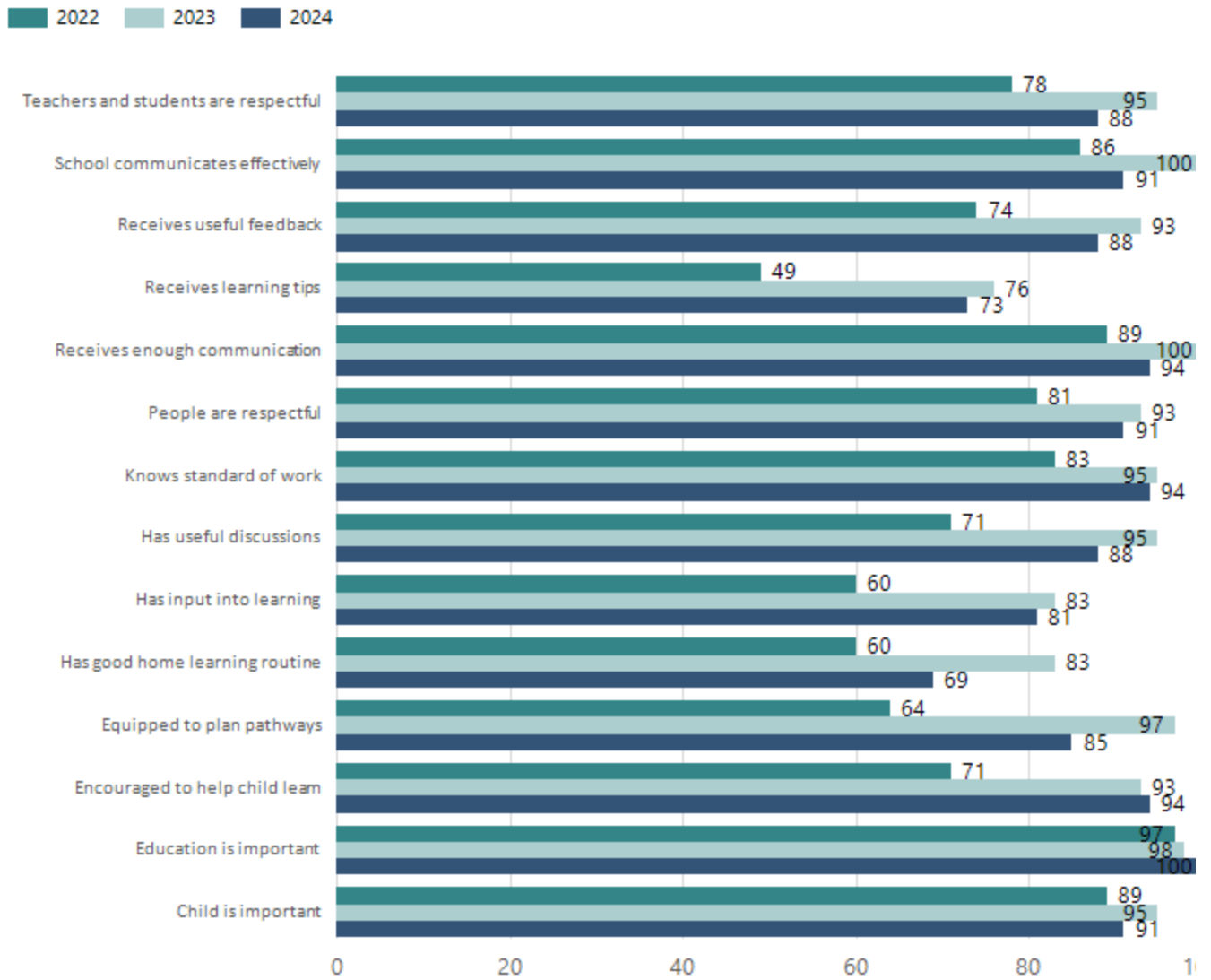
Data Source: Department for Education Attendance Data, Semester 1 Report 2024. A blank cell indicates there were no students enrolled. 'Primary Other' includes students enrolled in specialised education options. 'Secondary Other' includes students who have already spent a year at Year 12 and elected to undertake further study at Year 12.

## Attendance Comment

In South Australia, all children and young people must be in school from 6 years to 16 years old. They must attend a government or non-government school full time. From age 16 to 17 however, young people must attend school or an approved learning program (such as an apprenticeship, traineeship, accredited course or university). Schools and parents must encourage and support students to come to school every day. Parents and caregivers must make sure their child is enrolled in a school, and attends school all day and everyday it is open, unless a child is sick or has an approved exemption. Teachers and leaders actively follow up when a student misses school, including recording all absences and non-attendance. All schools in South Australia have local attendance procedures governed under the Education and Children's Services Regulations 2020.

# School Parent Opinion Survey Results

Proportion of agree/strongly agree response(%)



Data Source: 2024 Department for Education Parent Opinions Survey, Term 3 2024.

## Intended Destination

Leave Reason	Number	%
IS - INTERSTATE	4	27.0%
NG - ATTENDING NON-GOV SCHOOL IN SA	1	7.0%
SU - SUSPENSION/EXCLUSION/EXPULSION	1	7.0%
TG - TRANSFERRED TO SA GOVERNMENT SCHOOL	2	13.0%
U - UNKNOWN	6	40.0%
VI - LEFT SA FOR VIC	1	7.0%

Data Source: Department for Education Destination Data Report, 2024. Data extract term 3 2024. Data shows recorded destinations for students that left the school in the previous year. Data is uploaded by schools in term 3 and may not reflect final or total figures at time of report creation.

# Highest Qualifications held by the teaching workforce and workforce composition

All teachers at this school are qualified and registered with the SA Teachers Registration Board.

Qualification Level	Number of Qualifications
Bachelor's degrees or Diplomas	19
Postgraduate Qualifications	2

Data Source: Data extracted from Mandatory Workforce Information Collections as on the last pay date of June 2024. As self-reported by staff in the system.

Please note: Data includes staff who are Actively employed and on extended paid leave. Please note only the highest qualification of the Teaching staff is reported. Excludes any number of other certifications earned.

## Workforce composition including indigenous staff

	Teaching Staff		Non-Teaching Staff	
	Indigenous	Non-Indigenous	Indigenous	Non-Indigenous
Full-Time Equivalents	1.0	17.4	1.6	7.3
Persons	1.0	20.0	2.0	12.0

Data Source: Data extracted from Mandatory Workforce Information Collection as on the last pay date of June 2024.

Please note: Data includes staff who are actively employed and on extended paid leave. "Indigenous category" is self-reported by staff in the system.

## Financial Statement

Funding Source	Amount
Grants: State	\$3 444 142.93
Grants: Commonwealth	\$0.00
Parent Contributions	\$51 948.65
Fund Raising	\$3 585.10
Other	\$67 643.38

Data Source: School supplied data.





# OSHC Report for Renmark Primary School AGM

17/02/2025

Here we are again, it's hard to believe this will be my thirteenth AGM report for Governing Council.

Utilisation averages for 01/01/2024 to 31/12/2024

<b>BS</b>	<b>AS</b>	<b>PFD</b>	<b>Vac care</b>
<b>21.74</b>	<b>51.97</b>	<b>21.66</b>	<b>51.10</b>

Utilisation has seen a steady increase this year in all sessions, our after-school program has seen the biggest jump with an increase of 9 children each afternoon. Our before school program is being well utilised with us requiring two staff every morning.

## **Staffing**

The increase in numbers has also meant an increase in staff. At the start of 2024, we had a staff team of 8; by the end of 2024, we consistently had 12 staff rostered each week. We are extremely lucky that we can work with the school to share staff. Thank you to Sally and Renee for working collaboratively with us! Our vacation care team has also grown; we now have a team of 18 educators who work across our vacation care program. We are extremely lucky with our vacation staff team who continue to come back to work each holiday's. A lot of services are struggling with staffing, but we are able to retain our high-quality educators.

I would also like to highlight the amazing job that Ally Jobs is doing as our Education Leader. The care and thought that she puts into our programs is incredible. She inspires our team and values and incorporates the feedback provided from activities and the critical reflections of our service.

## **Community**

This year has seen us build even stronger links within our community. We are extremely lucky with the resources we have available to us; we have been able to link in with the RSL, Lions Club, Renmark Paringa Community Museum, Lawn bowls and Bunnings. Our service was lucky enough to win a pizza afternoon tea, donated by Tony Pasin which the children enjoyed. The Renmark Public Library is also a

great support of our service, running craft sessions for us on a Monday when the library is not open to the public.

## **OSHC**

We undertook a rebranding process in 2024. We engaged Print DNA to design a new logo; after many emails and staff discussions, the design at the top of this report was selected. The design represents caring hands and a nurturing environment, with the overlapping 'O' representing our all-round and diverse care. These are values we strive for within our service.

This year saw the Government introduce the Retention payment for Early childhood workers. This has been extremely challenging trying to get our head around how this would work for our service. Sarah and I have tried our best to work out what is best for our service and our Employees with the very limited information that we received. From my understanding very few services have taken up the grant or even been successful and obtaining any funding. At present us self-funding the additional payment seems to be sustainable. Sarah and I will continue to monitor this regularly.

## **Acknowledgments**

In closing I would like to thank Governing Council for your ongoing support of our service. I would also like to thank Sally, Renee and Sarah for their guidance and support through-out the year. I would also like to thank Ally Jabs for stepping up to be Director every Wednesday, which allows me to have some very special time with my granddaughter Grace.

I can't wait to see what the next 12 months brings for our amazing service!

Nicole Perry

Director

Renmark Out of School Hours Care